



www.natureplayqld.org.au



EARLY CHILDHOOD EDUCATION PROVIDER GUIDE

Education Providers

About	03
Process	04
Re-verification	04
Printable Application Checklist	05
Evidence Criteria – Nature Spaces	06
Evidence Criteria – Beach/Bush	08

Listing & Promotion

Marketing Requirements	10
Photographs	11
Video Clips	12
Service blurb	13
Logos	14
Updating your listing	14
Media Consent Declaration	15



Nature Play QLD is a program of Outdoors Queensland.

About Program

Get recognised, awarded and promoted as an official Nature Play QLD Education Provider.

Nature Play QLD's Education Provider program celebrates and awards recognition for the outstanding work of leaders in nature play and outdoor learning. Through involvement in this program, your, service or centre will receive support to further develop your outdoor learning and nature play and your achievements and success will be promoted state-wide.

Demand for nature play and learning outside of the classroom is growing rapidly across Queensland and Nature Play QLD Education Providers are actively being sought-out by parents and carers through our community.

Benefits of becoming a recognised Nature Play QLD Education Provider:

- Be an official 'Education Provider', as recognised and assessed by Nature Play QLD
- Have a personalised Nature Play QLD webpage 'case study' shared online, in our newsletters and via social media to promote and celebrate your practices.
- Be listed in our 'Education Provider' portal, which will be promoted through Nature Play QLD's marketing and promotional channels regularly.
- Receive the 'Official Nature Play QLD Education Provider' logo to use on all service media and documentation.
- Receive an 'Official Nature Play QLD Education Provider' outdoor banner corflute to display at your service.

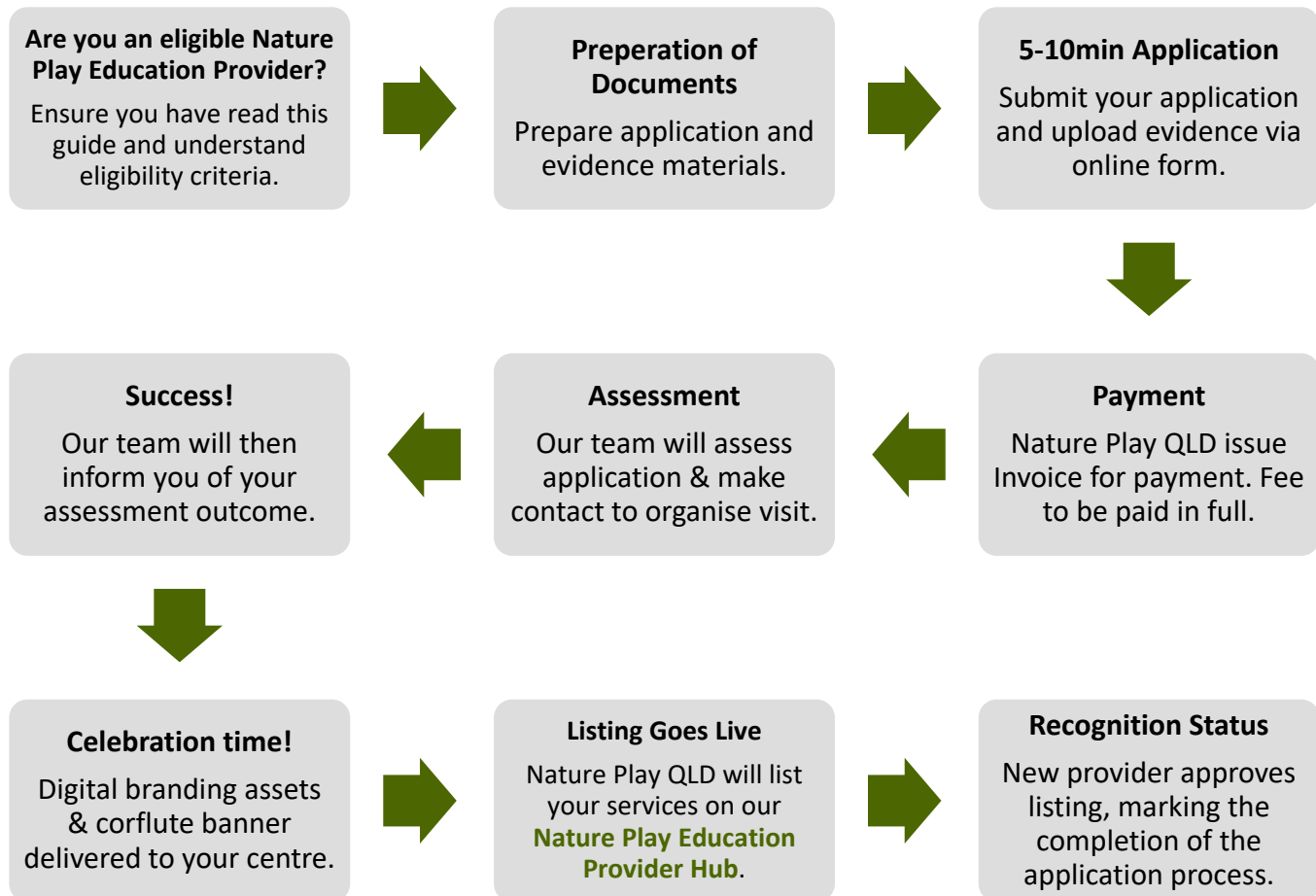
How much will it cost?

The initial application will incur a one-off fee of \$450 (inc. GST). Approved Nature Play QLD Education Providers will be able to maintain their listing and benefits with fee of \$150 (inc GST) and a reverification process every two years.

A discounted price for Family Daycare settings is available. Please contact our Education Coordinator, Rebecca Burch, on 0438 869 641 or education@natureplayqld.org.au.

Application Process

Are you ready to enjoy the benefits of becoming a nature play education provider? Follow the steps below to complete your application.



Once application have been complete Nature Play Education providers will begin to receive the benefits of all Nature Play Education providers including promotion, and helpful correspondence and resources from our education team.

Re-verification:

Nature Play Education Providers will need to complete re-verification process every 2 years to maintain their position as a registered provider. Our team will make contact to let you know when re-verification is due.

Application Checklist

We recommend printing this checklist and ticking items off as you upload the following documents to the online application form.

Refer to the criteria below for specific document requirements	Uploaded
1. Service Operation	<input type="checkbox"/>
2. Policies and Procedures	<input type="checkbox"/>
3. Whole Setting Approach Embedded to Provide Regular Nature Play Experiences for All Children	<input type="checkbox"/>
4. Educator Knowledge and Skills	<input type="checkbox"/>
5. Communicating the Nature Play Ethos and Engaging the Community	<input type="checkbox"/>
6. The Nature Play Environment	<input type="checkbox"/>
7. Supplementary Photographic Evidence	<input type="checkbox"/>
Listing & Promotion Content	<input type="checkbox"/>

There are two different sets of Early Childhood application criteria's:
'Bush/beach Kindy Programs' and 'Nature Spaces'.
Refer to appropriate criteria list before beginning application.

Please Note:

- The online application form can be saved and resumed as needed.
- Once application evidence is compiled this application generally takes 5-10 minutes to complete.
- All documents submitted should be labelled with relevant title E.g. 'Service Blurb – Org Name'
- File types accepted: PDF, Word, JPEG, PNG or vector file.
- Should you need assistance with your application contact: education@natureplayqld.org.au

Evidence Criteria

Early Childhood – Nature Spaces

<i>For the criteria 1 and 2, evidence must be provided for all points.</i>	
1	Service Operation <ul style="list-style-type: none"> a) A copy of the service approval – under the Educational and Care Services National Law b) Service philosophy
2	Policies and Procedures <ul style="list-style-type: none"> a) Nature Play Policy (could also be called Outdoor Learning or similar) b) Examples of Service Policies that relate to Nature play, Risky play and outdoor learning c) Examples of Risk-Benefit Assessments for nature play, risky play or nature's loose parts etc. d) A daily Safety checklist of outdoor learning space e) Or any other documentation; Service documents and procedures relating to nature program
<i>For the below criteria, evidence is to be provided for a selection of these points in each category. The evidence is assessed holistically and may cover a range of areas.</i>	
3	Whole Setting Approach Embedded to Provide Regular Nature Play Experiences for All Children (Documentation may include information on your programming, planning cycles, children's goals, observations, reflections, photos, webpage, parent handbooks). <ul style="list-style-type: none"> a) Documentation to evidence nature play is across all age phases in your centre, evidencing a 'whole setting' approach b) Documentation or reflection of your nature play journey as a whole centre/team (may be in newsletter, website, staff reflections etc.) a) Documentation of nature play experiences for individuals/whole group through learning stories and observations with all age groups b) Documentation of children's voices and feedback from children on their experiences about nature play a) Documentation of Nature Play goals in Quality Improvement Plan b) Examples of how your service has incorporated and celebrated Indigenous and Torres Strait Islander culture, customs and traditions into outdoor learning experiences
4	Educator Knowledge and Skills <ul style="list-style-type: none"> a) Minutes from weekly/monthly staff meetings evidencing service commitment to nature play through discussion and developments b) Certificates of relevant Professional Development attended by staff c) Evidence of in house mentoring programs or training support d) Relevant action research your centre has been involved in e) Any other relevant teaching and learning evidence

5	Communicating the Nature Play Ethos and Engaging the Community <ul style="list-style-type: none"> a) Evidence of engaging and informing parents/carers of your nature play based ethos b) Evidence of relevant positive feedback from parents/carers c) Evidence of regular nature play emphasis on service's Social Media, website and advertising d) Evidence of regular nature play emphasis in service's Newsletter or other forms of communication, i.e., digital programs e) Evidence of community involvement - visitors, resources supplied, local media f) Facilitating/ co-running a nature play associated community event g) Collaboration with other educational providers to support outdoor nature play opportunities h) Any other relevant family and community engagement evidence
6	The Nature Play Environment <ul style="list-style-type: none"> a) Documentation on your nature play space developments as a centre/ building and grounds plans for re / development b) An ecological impact and sustainability plan of Bush/Beach Kindy site c) Any other relevant nature play environment evidence
7	Supplementary photographic evidence <p><i>(The assessment process will involve viewing the services social media pages and website to view photos and a visit to your service so only provide photos that may not be viewed on socials, webpage or in person, i.e. a particular learning experience that was 2 months ago, or photos of transformation of yard etc)</i></p> <ul style="list-style-type: none"> a) Photos of nature play environments across all age group play spaces

Evidence Criteria

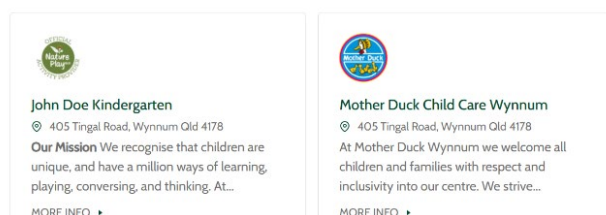
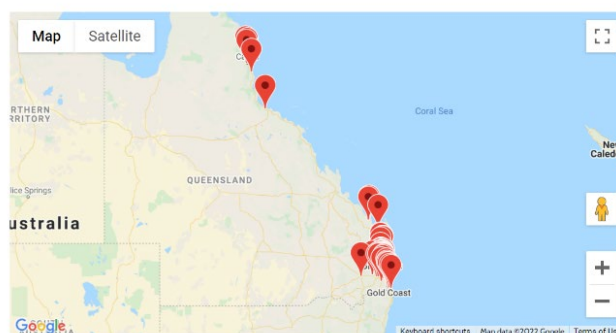
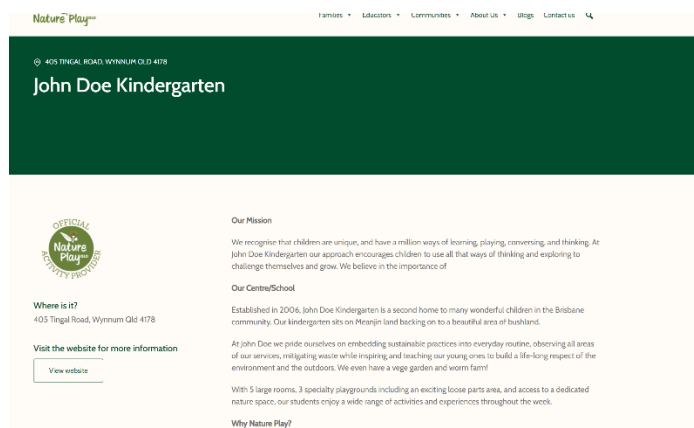
Early Childhood – Bush/beach Kindy Programs

<i>For the criteria 1 and 2, evidence must be provided for all points.</i>	
1	Service Operation <ul style="list-style-type: none"> a) A copy of the service approval – under the Educational and Care Services National Law b) Service philosophy
2	Policies and Procedures <ul style="list-style-type: none"> f) Nature Play Policy (could also be called Outdoor Learning or Bush/Beach Kindy Policy or similar) g) Examples of Service Policies that relate to Nature play, Risky play and Bush/Beach Kindy program <ul style="list-style-type: none"> - Examples may include Excursion Policy, Toileting, Emergency, Health etc. h) Examples of Risk-Benefit Assessments for nature play and risky play <ul style="list-style-type: none"> - Examples of Risk-Benefit Assessments for nature play and risky play including Site, Emergencies and Activities (tree climbing, tool use, natures loose parts, etc.) i) A daily Safety checklist of outdoor learning space and Bush/Beach Kindy site j) Or any other documentation; Service documents and procedures relating to Bush/Beach Kindy program
<i>For the below criteria, evidence is to be provided for a selection of these points in each category. The evidence is assessed holistically and may cover a range of areas.</i>	
3	Whole Setting Approach Embedded to Provide Regular Nature Play Experiences for All Children (Documentation may include information on your programming, planning cycles, children's goals, observations, reflections, photos, webpage, parent handbooks). <ul style="list-style-type: none"> a) Documentation to evidence nature play is across all age phases in your centre, evidencing a 'whole setting' approach b) Documentation or reflection of your nature play journey as a whole centre/team (may be in newsletter, website, staff reflections etc.) c) Documentation of nature play experiences for individuals/whole group through learning stories and observations with all age groups both within the centre and in Bush/beach programs d) Documentation of children's voices and feedback from children on their experiences about nature play e) Documentation of Nature Play and Bush/Beach Kindy Program in QIP f) Examples of how your service has incorporated and celebrated Indigenous and Torres Strait Islander culture, customs and traditions into outdoor learning experiences

4	Educator Knowledge and Skills <ul style="list-style-type: none"> a) Minutes from weekly/monthly staff meetings evidencing service commitment to nature play through discussion and developments b) Certificates of relevant Professional Development attended by staff c) Certificates of Bush Kindy Leader Course attendance d) Evidence of in house mentoring programs or training support e) Relevant action research your centre has been involved in f) Any other relevant teaching and learning evidence
5	Communicating the Nature Play Ethos and Engaging the Community <ul style="list-style-type: none"> a) Evidence of engaging and informing parents/ carers of your nature play based ethos b) Evidence of relevant positive feedback from parents/carers c) Evidence of regular nature play emphasis on service's Social Media, website and advertising d) Evidence of regular nature play emphasis in service's Newsletter or other forms of communication, i.e., digital programs e) Evidence of community involvement - visitors, resources supplied, local media f) Facilitating/ co-running a nature play associated community event g) Collaboration with other educational providers to support outdoor nature play opportunities h) Any other relevant family and community engagement evidence
6	The Nature Play Environment <ul style="list-style-type: none"> a) Documentation on your nature play space developments as a centre/ building and grounds plans for re / development b) An ecological impact and sustainability plan of Bush/Beach Kindy site c) Any other relevant nature play environment evidence
7	Supplementary photographic evidence <p><i>(The assessment process will involve viewing the services social media pages and website to view photos and a visit to your service so only provide photos that may not be viewed on socials, webpage or in person, ie a particular learning experience that was 2 months ago, or photos of transformation of yard etc.)</i></p> <ul style="list-style-type: none"> a) Photos of nature play environments across all age group play spaces

Listing & Promotion

To complete your application you will need to submit the following marketing assets *required to list your service on the Nature Play QLD Official Education Providers page, and to promote your organisation on social media.*




Marketing Requirements

Please provide the following for online listing:

1. Website url
2. Instagram and Facebook handles
3. Organisation logo
4. 4-6 photographs of services
5. 2 x video clips of services (Optional)
6. Service Blurb (250 words)

If you have any questions relating to the marketing information requested please contact Charlee Collins -
Marketing & Communications
marketing@natureplayqld.org.au

Please refer to this section for further information regarding content requested, including technical specifications and examples below.



Photographs

As part of your application we need photo's to show off all the amazing things that showcase what you are doing, and what sets your organisation apart. Images that show off your spaces and embody the nature play mission work best.

- Provide 4-6 images at your services nature play outdoor areas and natural loose part resources used regularly
- Resolution: High (avoid pixelation)
- Recommended file type: Jpeg, PNG
- Recommended dimensions: Landscape / square (at least 800px)
- All photo's must be provided with appropriate consent from organisation and any persons or parent's of children pictured. As part of the application a consent declaration will need to be agreed to through tariffs.





Please note this is how images will appear on website listing, with arrows on either side. Examples of how images will be used on social media can be found [here](#) and via our social media channels @natureplayqld.

Video Clips (Optional)

As part of ongoing promotion of your services and venue, **if you so choose**, please provide two video clips. Video really shows the world what nature play is all about. so we recommend you provide engaging clips of what's happening at your service.

- Provide 2 x video clips of either nature play in action at your service (eg children doing nature play) or clips of your unique nature play space
- Length: 10secs – 1minute
- Audio: No dialog/talking needed. Just organic sounds of activity in video.
- Recommended file type: Mp4, MOV
- Video Dimensions: Portrait/Vertical (1920x1080px)
- All video's must be provided with appropriate consent from organisation and any persons or parent's of children pictured. As part of the application a consent declaration will need to be agreed to.
- No editing necessary
- Please make sure video is stable/smooth (no shaking) and lit well (clear visibility)

Click [video examples](#) below to see how they are used on social media.



About Your Service Blurb

Please provide about blurb on your service. Tone should be engaging and fun to entice audience to find out more about your service and nature play. Don't just copy everyone else, give it a personal touch!

Use the following headings to complete your blurb:

- Provide blurb Microsoft Word document
- 200-300 characters.
- **Our Services** - Short description about your centre. Answer:
 - 'What's unique about your centre?'
- **Why Nature Play** - Short description about nature play at your centre. Answer:
 - 'Why is nature play so important to your centre?'
 - 'What does nature play look like at your centre?'
 - 'What does your Bush/Beach Kindy program look like? *(If Applicable)*

Blurb Example:

Our Services


Established in 2006, John Doe Kindergarten is a second home to many wonderful children in the Brisbane community. Our kindergarten sits on Meanjin land backing on to a beautiful area of bushland.

At John Doe we pride ourselves on embedding sustainable practices into everyday routine, observing all areas of our services, mitigating waste while inspiring and teaching our young ones to build a life-long respect of the environment and the outdoors. We even have a vege garden and worm farm!

With 5 large rooms, 3 specialty playgrounds including an exciting loose parts area, and access to a dedicated nature space, our students enjoy a wide range of activities and experiences throughout the week.


Why Nature Play

At John Doe Kindergarten we believe a full rounded education includes nature. Children reap so many unique benefits from regular play in the outdoors including mental, physical and emotional resilience. Nature play is the best start we can give children!



Organisation Logos

- Recommended file type: PNG, SVG, EPS, PDF.
- Recommended dimensions: Larger than 200x200px
- Transparent logo preferred as per images
- If you have multiple versions of logo, please feel free to send multiple through and we will choose what fits our purposes best.



Updating Your Website Listing

If you need to make any changes to your online listing, or change your photo's please email marketing@natureplayqld.org.au.

- Do not provide amendments to blurb. Re-submit an entirely new blurb with changes included.
- Changes will be made to the online listing as quickly as possible from date of submission.
- If an education provider chooses not to update their listing annually, they may risk being featured in less Nature Play QLD social media posts.

Please note:

- Nature Play QLD will be in touch with you annually to request information changes and new photo's for your listing.
- Every two years Nature Play Education Providers need to go through a re-verification process, new photo's and information will also be requested at this time.



Images & Recordings Consent Declaration

In submitting photos and video to Nature Play QLD, you are declaring that you have consent for these images and recordings to be used in accordance with the following guidelines:

1. agree to the Nature Play QLD and Outdoors Queensland, its employees, officers, agents and contractors

(a) using, publishing or reproducing the Images and Recording in any form (in whole or part) and by any medium, including but not limited to newspapers, magazines, brochures, television advertisements, promotional videos, websites, the internet (including third party sites, such as social media e.g. Facebook, youtube, Vimeo etc.) or other multimedia, for public relations, promotions, commercial and advertising purposes (“Promotional Materials”); and

(b) retaining or storing the Images (including those incorporated into Promotional Materials), in hard copy or digitally, including but not limited to, deposit of the Images into the Departmental Multimedia Library;

2. agree that I will not receive any payment, royalty or other consideration (whether monetary or otherwise) from the Nature Play QLD and Outdoors Queensland in connection with the making, use or storage of the Images and Recordings;

3. agree to the Nature Play QLD and Outdoors Queensland collecting, storing, handling, accessing, managing, transferring, using and disclosing personal information about me and the Children, including but not limited to our name, details and image, in connection with the Images/recording or the Promotional Materials;

4. acknowledge and agree that any Images which refer to me and the Children, expressly or by implication, are, at the date of publication, made in good faith and are not intended to defame or offend me or the Children or bring me or the Children into disrepute and, to the best of the Nature Play QLD’s and Outdoors Queensland’s knowledge, are true and correct;

5. agree that the Nature Play QLD and Outdoors Queensland is the owner of the copyright in the Images and Recordings;

6. authorise any third party (third party partner) authorised by the Nature Play QLD and Outdoors Queensland to use and reproduce the Images and Recordings in any Promotional Materials, for an unlimited period, for the positive promotion of Partner projects;

7. undertake to hold the Nature Play QLD, Outdoors Queensland and any third party partner harmless against any claims arising from the use, publication or reproduction of Images & Recordings.

This consent declaration will be agreed to digitally as part of the online application process.

If you have any questions or concerns about image and recording use, please don’t hesitate to get in touch.



CONTACT:

Rebecca Burch

Education Coordinator

e education@natureplayqld.org.au

w www.natureplayqld.org.au

p 0438 869 641




Nature Play^{QLD}