




# Bundaberg Botanic Gardens

MY FIRST

Kids

ACTIVITY  
TRAIL



LET'S FIND SHAPES!



1300 883 699  
[bundaberg.qld.gov.au](http://bundaberg.qld.gov.au)




N ➤



## Instructions



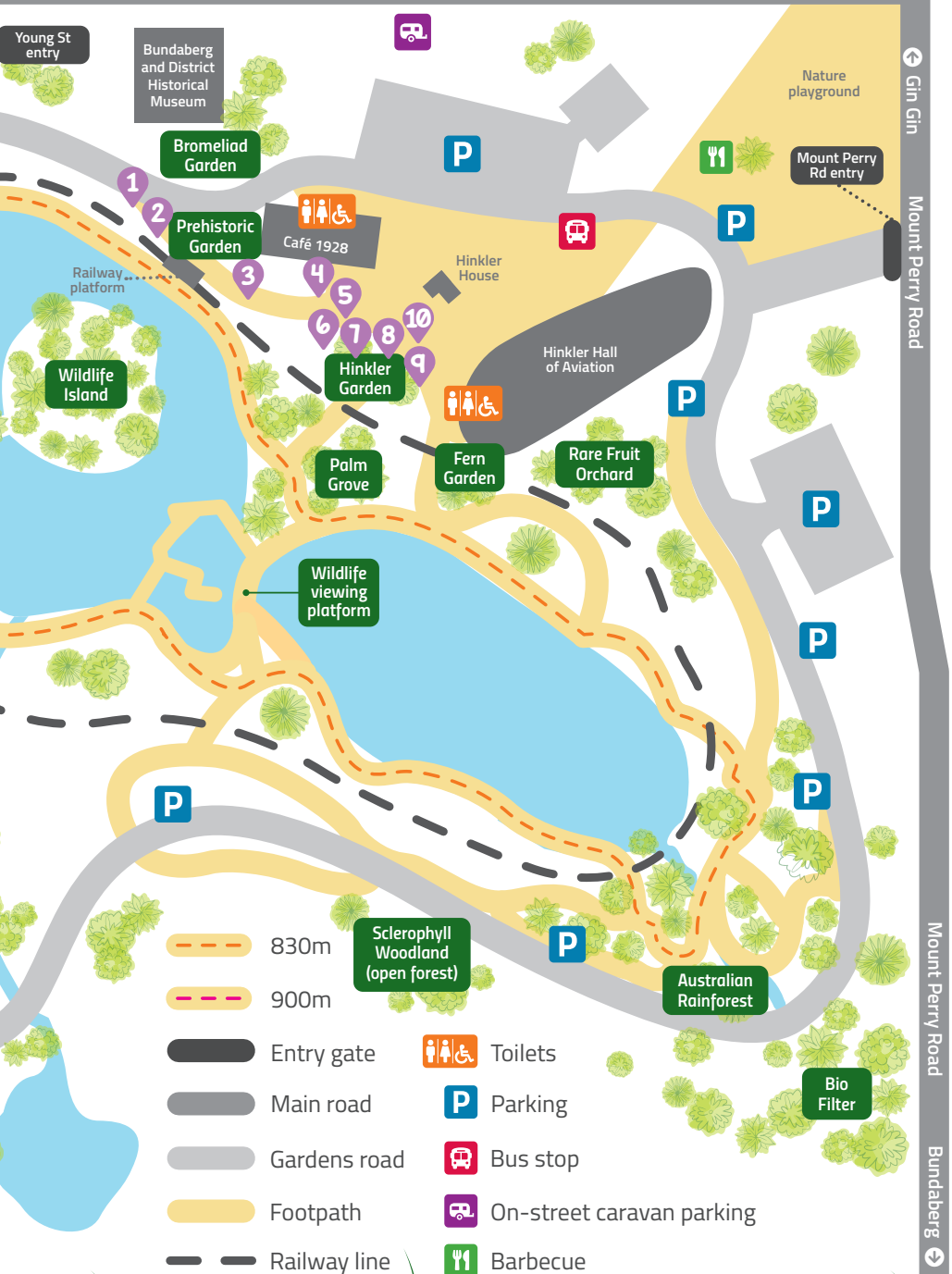
Look for 10 signs with a  shape  
They are marked on this map as 



Do the matching activity in this book  
You will need a pencil for some  
of the activities

← Bundaberg



Hinkler Avenue





1

# SAY HELLO TO THE AFRICAN MAHOGANY TREE




 Look at the tree and use your finger  to follow the shape of the tree trunk and branches.

Now get ready to 'draw' the shape of the tree from memory.

 Look at the tree and count to 5...



1...2...3...4...5...


 Look down and use your  finger to draw the shape of the tree on the palm  of your hand or this booklet.




# R IS FOR RECTANGLE

Look on the ground in the earth.

Can you find a rectangle shape near you?



How many sides does the  have?  
Don't miss any!



\_\_\_\_\_ sides

These  tell you the name of the plant.

Can you write  your name in a rectangle?

Count out loud the number of plant labels around you.

Can you see any other  around you?





3

# PLANT PHONE CALL

This is a big tree root.

Inside is  and  for the plant.

Please be gentle.

 **Parent/guardian pretends to call child.**

**Parent/guardian:**

*"Ring ring..."*

**Child:**

*"Hello"*

**Parent/guardian:**

*"Hi \_\_\_\_\_ I know you are visiting the Botanic Gardens today and you are looking at an interesting tree root. Can you..."*

▲ *Describe the shape of the tree root to me?*

*Ask all or some of these other questions or make up your own:*

- ▲ *Is the shape light or heavy?*
- ▲ *What does the shape feel like?*
- ▲ *What colour is the shape?*
- ▲ *Does the shape have a smell?*
- ▲ *Does the shape make a sound?*

*Thank you for telling me about the tree root, goodbye!"*

# PLANTS WITH HAIR

Look up and meet the ponytail palm!

The leaves grow at the top like a ponytail.

Point to which shape matches the leaves:




What does your hair look like?

straight

wavy

long

short

Draw  your hair on the ponytail palm.

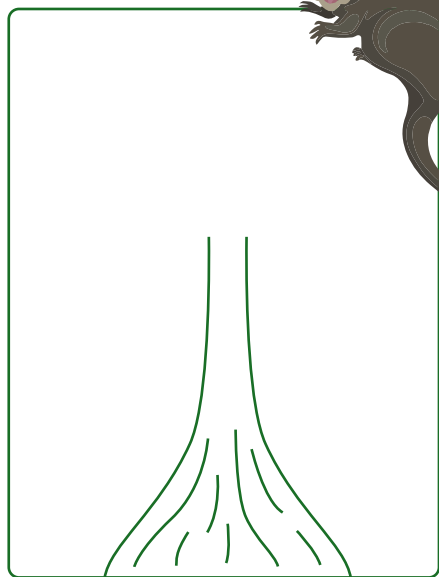
The ponytail palm has another name, can you guess it?

☐ Kangaroo foot tree

☐ Bird foot tree

☐ Elephant foot tree

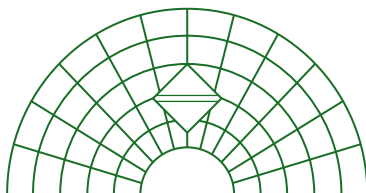
*Clue: look at the bottom of the plant.*



5

# SHAPE SEARCH

Look down, find this big shape in the bricks and find a spot to stand on.



Jump with 2 feet onto 5 rectangles



Jump with 1 foot into the shape and hop all the way around it.



Find the arch shape and walk all the way along it.



Look closely and find a shape.



Clue: look near the diamond shape.

How many can you count?



What shape do you see the most of?

Draw the shape



What shape is not on the ground?

Circle your answer:






# LACEBARK TREE




This tree's name is the Lacebark tree.

Take a look at the bark to see how it got its name.




This is a special type of tree called deciduous [dee-sid-you-us] - this means sometimes the tree has **green** leaves and sometimes it has none.

What is on the tree today?



leaves or flowers ?



Lacebark leaves are hairy and soft.  
**Find a leaf and touch it gently.**

**How many points do the leaves have?**

The **pink** flowers are shaped like a bell.  
**Touch them to see how woolly they are!**

**How many sepals do the flowers have?**



7

# SANDPAPER VINE



The sandpaper vine is in the shape of an arch. Look up to see the arch.

Walk all the way under the arch.

Trace around this arch shape with your finger.


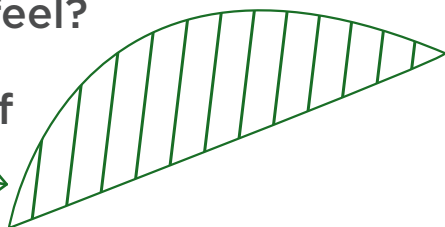


Draw an arch shape here



Find a sandpaper vine leaf and touch it gently. How does it feel?

Draw the other half of the leaf shape.



What shapes can you see in the flower and calyx?



# MARVELLOUS MAGNOLIAS

Welcome to the middle of the Hinkler Garden! This plant is called a magnolia [mag-no-lee-ah].


What shapes do the bricks make around the magnolia?

Say the name of the shape out loud.


Walk all the way around the shape.

Draw  the shape.

Can you make the shape using both of your hands?




And now with your arms?





# SPHERES!

 **Look** around you, can you spot this shape?  
These lilly pillys have been cut into the shape of a sphere.

**Can you say sphere?** [sveer]

Spheres are a special shape, they have no edges or corners.

**Touch the sphere and check there are no edges.**



**Count the spheres around you!**

**Stand next to one of the spheres and stretch yourself up high.**

**Are you smaller or bigger than the sphere?**  
*Circle your answer:*

smaller

bigger





# SHAPE SEARCH

Stand on the top step.

What shapes can you see from here?

*Circle your answer:*

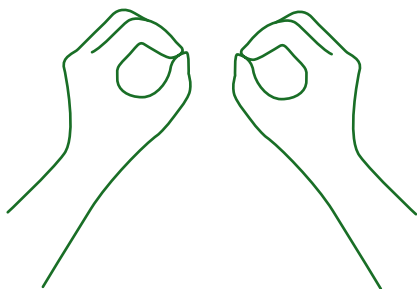


Join your hands together to make a telescope and search for shapes.

Tell the person you are with about a shape you can see:

▲ close to you

▲ far away






# 5 MORE!

You can do these 5 activities in the Gardens, in the car or at home.



**Circle the 2 leaves that are the same on each line:**






# CAN YOU FIND?



Can you find these 5 shapes on the leaf?





# SHAPE NAMES



Choose the right letter to finish the name of the shape.



s q u \_ \_ r e a h



c i r \_ \_ l e f c



a \_ \_ c h r s



r e c t a n \_ \_ l e g b



s \_ \_ a r t d



d i a \_ \_ o n d m p



t r \_ \_ a n g l e o i





# MY FAVOURITE SHAPE



Draw  your favourite shape below.

A large empty rectangular box with a green border, intended for drawing a favorite shape.

# I SPY SHAPES



Can you find all of these shapes below?



x6



x5



x6



x4



x4




x7



x3





x5






# MY DRAWING PAGE





*I'm printed on  
recycled paper!*

Thank you to **Darcie** (5), **Erin** (4),  
**Mitchell** (2), **Bella** (4), **Xavier** (6), **Zara** (7)  
and **Nate** (9) for helping test out the activities  
and making sure they were fun for kids.



1300 883 699  
[bundaberg.qld.gov.au](http://bundaberg.qld.gov.au)

